

Clowning Around

January 2026



**Hilary Chaplain
Comedy Clown Queen**

BACK TO THE BEDROCK OF CLOWNING



Learn & Laugh in Boston March 2-6, 2026



Hilary Chaplain



Wilma and Fred??!!



Ron Severini



WCA In Boston March 2-6, 2026
WorldClown.com

World Clown News from your Editor

Happy New Year & etc. from your editor. It is fun putting together your Clowning Around magazine and we hope to send out four issues to you this year. Wish me luck!

Your convention Chair, Louise "Lulu" Carnesale is putting together the clown event of a lifetime! You will be thrilled with a spectacular international stage show and excellent lectures. Don't miss all the fun in Boston. Register now at WorldClown.com.

Your President & Exhausted Leader - Cliff Hartmier, has done a remarkable job of organizing and re-doing the entire mailing list as well as updating all the e mail lists. WOW! He also is re-building the website. This organization owes a huge bunch 'o gratitude to this tireless servant. Cliff's job is a thankless job - so we won't thank him.

However, we really appreciate Cliff's dedication to you, the members of World Clown Association. The hours Cliff has put in are countless! Much praise to Cliff and his dedicated & sweet helpmate Dee Dee! You are keeping this club alive. Thank you, sir, for your dedication to the art of clowning.

Hilary!! You saw the cover! She is awesome! Hilary Chaplain is our featured performer in Boston, and you will be delighted with her crazy clown capers. I hope you enjoy the full in-depth interview with Hilary in this issue.

Bonus in Boston - Comic stars and acclaimed circus performers EZ & Kozy. Their hi-jinks will keep you in stitches as lecturers and stars on the International Show. They are coming direct from an extended tour under the big top of the Circus. Don't miss all the comedy clown action in Boston.

"Back to the Bedrock of Clowning" is our comic theme for the convention This includes our special salute to that classic cartoon - The Flintstones and the many tears of laughter they have given to children of all ages. You might consider dressing up in Bedrock gear for our theme party night! Maybe bring along a pre-historic and hysterical tool, such as flamingo hedge trimmer or a vacuum cleaner that is actually a dino-turtle. Be creative and share in the fun.

Boston will be terrific at the excellent Revere Hotel. Check ads and WorldClown.com website for your special rates and remember - banquet tickets and theme party tickets for spouses need to be purchased three weeks before the convention. In previous years you could get them at the conference - but don't wait this year! Spouse banquet and theme party tickets must be purchased in advance. That is from the Department of Redundancy Department, double checking for your benefit.

I really hope you like the pages on the Red Skelton Museum. It is a fascinating place to visit about a fascinating clown. Mark, the curator, is a great guy who loves the art of clowning and is dedicated to Red Skelton.

Lastly, my hope is that you will enjoy the page on Steve Smith that awesome Ringling Clown and trainer at The RBBB Clown College. A fascinating man a hilarious clown, a skilled gag writer and a true gentleman.

Make 'em laugh! - Norm B. Interim Editor - Clowning Around.



Prez. Cliff Hartmier



Featured in Boston
Hilary Chaplain



EZ & Kozy Clown Kapers



Your Editor Norm B.

Clowning Around

Publisher: WCA / Editor Normm Barnhaart / Graphic Designer Norm Barnhart
Issue 109 - Special single issue. (c) 2026. Cloning Around (USPS #024-465) is published 3-4 times a year, by World Clown Association, Betty Craver (WCA Treasurer), 420 W. State Street, Good Hope, IL 61438. Periodicals paid at: Betty Craver (WCA Treasurer), 420 W. State Street, Good Hope, IL 61438 and additional mailing offices. Send Address Changes to: World Clown Association Business Manager - Cliff Hartmier --- hartmier@gmail.com For all other correspondence - Leave a message at 1-219-487-5317 - Thank you and may your clowning dreams come true. May your life be filled with joy and happiness.

Editorial Policy: Cloning Around is published for the education and enjoyment of it's readers. Editor is sole judge of editorials and advertising. Please submit articles and ideas for this publication.

Our goal and mission: - Be a Caring Clown. All articles will include kindness first. By submitting articles to Cloning Around you are assigning First International rights and First Electronic rights to the World Clown Association for those items and have authority to do so. Articles in Cloning Around may appear on-line.

Articles in Cloning Around are protected by U.S. copyright and international treaties and may not be copied without the express permission of the World Clown Association, which reserves all rights. Re-use of any part of Cloning Around editorial content and graphics online, in print or any other medium for any purpose without express written consent is strictly prohibited. For further information on copyright and use policies, contact World Clown Association. Contact President Cliff Hartmier hartmier@gmail.com

THE WCA NEWS

Contests to Highlight World Clown Conference in Boston

Get your costume pressed and your make-up perfected for the wonderful opportunity to be on stage in Boston. WCA offers a variety of contests to compete in. Bring some fun and laughs.

Contests include:

- Make-up for various clown types.
- Skit with solo/ single clown.
- Skit for Group of Funny Clowns.
- Balloon Creations.
- Parade skills and stunts.
- Face Painting Specialty Art.
- Plus More! Learn about More at website.

Hotel Accommodations and Tix

Your awesome convention chair Louise "Lulu" has informed us to remind all clowns to get spouse tickets for lunches, banquet or Bedrock theme party in advance. Please make reservations with "Lulu" three weeks before the convention. Thank you.

Invite a Friend to Join

Even non-clowns will enjoy the convention in Boston. Take a vacation with one of your friends and introduce them to the Art of Clowning.

Your friend will experience abstract and cool comedy shows, contests, theme party with a salute to mythical Bedrock. You want a fun trip with a buddy that they will remember for their entire life??? Invite them to Boston.

Send in your Clown News

Please send articles and clown news to your editor. Do you have a picture of you with a famous clown? Did you perform in a fun spot? Send a photo and caption for your World Clown magazine.

We would love your articles on balloon stunts and twists, juggling, magic, facepainting. Costume ideas. Comic tricks and stunts and parade ideas. Please send to Norm or Cliff.

4



Your World Clown Association First Lady is Dee Harmier. We salute her for expertise in clowning and years of running a very successful clown business in Winnipeg. If you come to Boston you might find her in a jam room sharing the latest in face painting or one of her other wonderful skills.



Years of Circus & Clown Experience

World Clown specialist Bob Neil is still charming them at corporate banquets, family events and Denny's. This experienced clown has had many encounters with the clowns riding the Ringling Train during his work as a Police officer in Illinois. He was thrilled to be assigned to the Ringling Circus and has many fun Jackpots to share.

WORLDCLOWN.COM By: Norm B.



CLIFF HARTMIER
Your W.C.A. President



Greetings Clown Friends,

Our convention is almost upon us! It is time to get your reservations in and your props and skits ready. We will have a blast in Boston celebrating the Bedrock of Clowning. Join in a contest and go for the honor of entertaining your pers. Spread some laughter and joy with your clown skills!

There are many interesting side activities to enjoy, so check out more about all the fascinating history and tours at our website.

Your convention Chair, Louise "Lulu" is putting the final touches on the great line-up of speakers and shows. This will be an exciting conference with so much learning from experts in all fields from ballooning and buffoonery to costumes and comedy.

Please invite a friend to join your World Clown Association. There are so many benefits to membership. We are rebuilding all the educational content on the website and your magazine editor is planning four big issues for you this year.

Our Headliner, Hilary Chaplain will dazzle you with her World Class Clowning master class and her fantastic comical stage show. She is an excellent entertainer and a wonderful teacher. You'll laugh as you learn.

The Internatioinal show will be spectacular. You'll see some funny things from our world class performers from around the world. Our theme party will be a blast with the theme of Back to Bedrock of Clowning. Bring a fun and funny costume that salutes comic cartoons of yesteryear.

Remember that insurance is a very important protection for you. If you are a full time pro or a clown that does volunteer services - it is vital to have insurance, just in case a mistake happens. We love people and don't ant anyone to get hurt, but if something odd happens you need to be covered. Learn more at the website. Protect yourself, protect your client - and have peace of mind. Get insured with the World Clown special insurance provider.

Now, go out there and spread some humor, love and laughter. - Cliff

Learn more at our website - WorldClown.com

Jr. Joey News



30 Minutes

**By: Elinor Blankenship,
Junior Joey Director,**

30 minutes is not a long time. You can, however, get a whole lot done in 30 minutes, things like a show, getting your makeup on, or running errands on a lunch break!

Our Junior Joey classes at the convention last on average on 30 minutes. Would you be able to donate 30 minutes of your convention time to share a skill with our youngest clown members?

Our current class schedule is a sampling of clown skills for our Juniors to try in the afternoon. Can you do 30 minutes of Juggling? Face Painting? Plate Spinning? Skits? Underwater basket weaving? We want to see it!

The kids may be wiggly and talkative, but they love to try new things and meet clowns who aren't me.

I'm happy to help you decide on a subject or figure out something to teach, but having supplies beforehand is very helpful for packing, so please reach out if this is something you might be interested in.

Our Junior Joeys are a very kind and participative first teaching audience too, so we are happy to help if you're not sure about what to do.

Please contact Elinor Blankenship, Junior Joey Director, through Facebook or at elliemaetheclown@gmail.com if you have a short class that you want to share with our Junior Members in Boston.

Learn more about Jr Joey at:
WorldClown.com

MR

EGG

**Deaw - Mr Egg
Thai Circus**



The Incomprable Mr. Egg

Juggling, comedy and balancing tricks delight audiences when Mr. Egg hits the stage. It is a polished, trilling exhibition of circus arts. As a part of the Thai Circus Deaw, Mr. Egg has entertained around the world. His comic timing and juggling skills are a blend of sophistication and slapstick that leave audiences exhausted from laughter.

Below is Deaw - AKA Mr Egg, in Taiwan teaching at a conference and hauling around your editor, Norm. Get a lift in life, see Mr. Egg.



Hilary Chaplain

Physical Comedienne & Clown A Gift to the World

Hilary Chaplain has presented her award-winning original show, "A Life in Her Day", to audiences in over 20 countries on 5 continents. This comic production was directed by Avner Eisenberg and has received many accolades. She weaves props and puppetry into a hilarious presentation that leaves audiences exhausted from laughter.

On stage, Hilary shares her true self with honesty and vulnerability. It touches the audience deeply because we all share moments of frustration and absurdity that confound us. Hilary brings this to life in a series of sketch comedies that involve many characters from within her heart.

We laugh because we have somehow been in these situations. Hilary quotes Lucille Ball, "it is a scary place to reveal all this to the world and to be willing to share the parts of yourself that you are afraid to reveal. These are the places that we all are afraid to reveal – then, to allow yourself to look foolish is a brave act." Hilary adds, "And I think it is a gift."

Her audiences from around the world relate, no matter the language because the timeless silent clown is so effective in communication. She has a strong



following in Portugal, Spain, Italy and in Brazil better known there than everywhere else. Her workshops and videos help many other comedy entertainers create their own skits and stylings.

Her start in Theater and being a part of Shakespeare productions pointed her toward comedy which she now loves as a way to express herself with original comic works. Being a regular in the Big Apple Circus Hospital Clown Program for over 24 years has brought a creative outlet second to none.

She has also enjoyed the creative process of working with Dick and Tiffany with the New York Goofs and with comic group - The Laughter League.

Hilary has been involved with lots of Hospital Clown Organizations and really enjoys her work with children as well as people with dementia. "Most important thing is the connection with the child or the person with dementia. It is about making connections not just make them laugh. I sing. I look at the child, look at situation, read the room and try to find something that is pertinent to the moment. I see if child needs to be involved or just watch."



Hilary Chaplain

Comic Entertainer (continued)

In stage clowning she loves to bring true life situations to absurd conclusions. She says, "Because a real clown has a lot of depth, I can dig deep. The stories are about me and how I am in the world and how I get through the day and how I run up against problems and manage to maintain my dignity in the face of every going wrong. They laugh at it because they recognize themselves and the situation is familiar. They also laugh because they are glad it's not them."

In the world of comedy clowning on stage Hilary says, "We laugh at other people's pain. Tragedy plus time equals comedy... think of the time a horrible situation happens to you and it is very difficult and tragic but then later when you tell the story you eventually start laughing." This healthy reaction is helpful to brighten the hearts of our audience as well as for the performer.

Hilary enjoys making others laugh. "It's part ego. Making people laugh is hard, harder than making people cry. Comic timing and physical timing are real skills. It takes exploration and time, yet it looks so easy when it works. Most people don't realize the amount of time it takes to put together that three-minute number. I like doing it because I have a lot of skills and I like sharing it. It feeds ego and yet I like spreading joy. I know how good it makes me feel to laugh, so if I can give that gift to other people, it gives me a lot of joy."

Hilary found that dance classes help so much in clowning, "how to dance teaches us rhythm, timing, how to move and gives you a vocabulary to play with the character."



A clown character can become compelling because there is so much happening visually. She also studied mime with Tony Montanaro at the Celebration Barn.

Another inspiration is a group called SpyMonkey out of UK.

Favorite comedy shows and actors that influenced Hilary as a kid were Dick Van Dyke and Lucy, as well as 3 Stooges. My Favorite Martian, Jetsons and Top Cat. "I love "Road Runner" cartoons because they are built with such great gag structure, same with Bugs and the others, the timing and the characters are so strong."

Physical comedy in movies had much impact in Hilary's life with greats such as Mellissa McCarthy, Ryan Reynolds, Lucille Ball, Carol Burnett, Imogene Coca, Nanette Fabrie, Lillie Tomlin and Gilda Radner.

What makes Hilary laugh, "aside from the absurdity of the political situation? When things go wrong or I have issues - sometimes I just need to laugh. When things go wrong I throw up my hands and just laugh. I know problems won't stay that way."

Besides she adds, "We like to be around people who make us laugh."

People need to laugh. "It is so important to laugh because life is so ridiculous if we don't laugh, we will kill ourselves. It brings relief to stress. Laughter changes our endorphins. We need to laugh."

Learn more: HilaryChaplain.com

- About the Author: Norm B. is a comic entertainer from MN who entertains at corporate parties, schools, festivals and he loves pie. CleanComedyGuys.com

Hilary Chaplain

Actor/Devisor/Producer – Hilary Chaplain, actress, clown, and physical comedian has worked with George C. Wolfe, Bill Irwin, Avner Eisenberg, the Big Apple Circus and the American Repertory theatre.

She has been touring with her award-winning original show, "A Life in Her Day", directed by Avner Eisenberg, to over 20 countries on 5 continents in 2005. A solo physical comedy using puppetry and object theatre, it tells the story of a lifetime in a day in an hour. Hilary has played Varieté engagements with her short comedy pieces in Germany and worldwide in Cabarets and Festivals.

These works have garnered the following awards.

- Kotor Kotorski Festival for Children, Montenegro: - 1st Prize Children's Jury & Town Jury Award 2014
- The United Solo Festival, New York: Best Puppetry, 2013
- GAG Festival of Humor, Kremnica, Slovakia: Golden Gander, Acting, 2012
- Arlekin Int'l Solo Puppet Festival: Grand Prize, 2009
- Lalka Tez Cztowiek Puppet Fest, Warsaw, Poland: Best Acting, 2008
- XXI Int'l Festival "Valise": Poland Best Acting, 2008
- Golden Nose Awards, New York: 3 Nominations, 2008
- Aquelarre 2006, Havana, Cuba: 3 Awards -Grand Prize, Best Solo Show, Best Female Performer 2006
- Clowns International: Barbara Miller Award for Attack, Precision and Timing 2005
- Grockland Association, Switzerland: Grock D'Or 2005
- New York Int'l Fringe Festival: Excellence Award for Solo Shows 2003



Dick, Hilary & Tiffany



Laugh and Learn with Hilary Chaplain at your World Clown Convention Boston 2026

Hilary's latest show is "The Last Rat of Theresienstadt" is about a cabaret comedienne and a rat who meet in a concentration camp during the Holocaust. It premiered in Poland in Oct. 2018 at the LalkaTez Cztowiek Puppet Fest and was given 4 awards: • Jury Grand Prize • Student Jury Prize • Audience Prize • A Moment of Beauty in Puppetry

Hilary Chaplain

Actress - Stage & Screen

As an actress, Hilary was an original cast member in Bill Irwin's "Largely/New York" and appeared on Broadway and at the Delacorte Theatre in Central Park as the Goddess Ceres in the New York Shakespeare Festival production of "The Tempest" directed by George C. Wolfe.

She played a featured role in the 1994 Oscar winning movie "Forrest Gump", a lawyer on "Law and Order Criminal Intent" and made a special appearance on "Late Night with David Letterman".

Hilary performed in New York City area hospitals for 24 years as a member of the Big Apple Circus Hospital Clown Care Unit as Nurse Nice, and is a founding member of the New York Goofs, a clown ensemble



Hilary with Comic Great Bill Irwin



WCA Report from EUROPE & AFRICA



By: Jester Jim

November has been quiet and other performers I have had contact with say they there has not been much work either. Saying that December looks more promising work wise. People are more open to clowns being part of Christmas this year it would seem, even in Church..

We have plans for 2026, hopefully the clowns meeting up for 5 day's following the annual clown church service in London. The church is normally packed with people, many coming to join us for the afternoon and the show after the service. It is a chance to remember those who have passed away, but also pray for us to bring joy, laughter and escapism for a short time to people.

Not many people have shown an interest in coming to the Clown Platform (4 day's of workshops and two shows) The two shows already have people wanting to book in to see us perform, some telling friends how good we all were this year and that they should come in 2026. Very few performers have shown any interest in attending in 2026, but quite a few have said we hope the event is a success even if we can't commit to attending in person even for a day.

Hazel and I are performing at the venue in Hemel Hempstead Hertfordshire, England in early December and will be promoting the event for February.

- Yours

Neil Jester Jim.
Tel 01727 830009
Email: jesterjim.gym@gmail.com

The Clown Platform February 2-6 2026

At: The Grove Hill Community Centre
Henry Wells Square, Grovehill, Hemel Hempstead
England HP2 6BJ (Just off Junction 8 of the M1)
Less than 1 hour train journey from London

Facilities: A room for the exclusive use of clowns for workshops. A large hall with small stage for clown show. (There will be a show on the Tuesday and Thursday evenings). We already have interest in the shows from two local groups for these shows and the community centre will promote the shows and sell tickets for us.

There is also a café on site which serves breakfasts at a lower price than most hotels On Thursday they serve a Roast lunch (Vegan and vegetarian options). On other days lunches can be bought at a very reasonable price.

Accommodation: See separate sheet with potential hotel accommodation Cost around £500 for five nights. (Sunday night to Thursday evening)

At present as no-one has indicated their interest we are unable to say what workshops might be on offer. But we have a few suggestions:

1. Entry and exit from stage
2. Using the full stage
3. Mime - To name but 3.

We would like to invite people invite people who are interested in clowning from the neighbourhood to come for a taster session on the Monday or Tuesday with the possibility that we might be able to involve them in some way in the show.

Plans so far: The room is available 10 - 5 for workshops Each day can start with breakfast from gam in the café.

Monday; introductions, getting to know you activities. Evening meal at local restaurant

Tuesday; workshop in the morning

Early afternoon possibly doing activities outside to promote evening show.

Tea (light meal) provided by café on site

Evening show 7pm start

Wednesday AM & PM Workshops

Thursday Short workshop & Rehearsal for show

Tea (to be arranged) 7pm show

Friday 9:00AM - 12 noon Breakfast and round up of the week

Goodbyes and safe journey home.

Additional workshop suggestions

Entry and exits - getting the audience's attention

Using mime


Using the whole stage

Ben's Silk Scarve Substitutes

By: Ben Christensen

While working with kids I use silks all the time. They are versatile, colorful and pack small, play big!

However, when using magic to teach a lesson there are times I want to write a word or message on the silk. Can this be done? Yes! But there are times I have opted to mark up other items to produce instead. Here are my top three favorites in no particular order.



1. Ribbon. I've written out "big idea" statements and even complete scripture verses for a lesson at church on ribbon. It just rolls up and sits in the production box, hat or any other apparatus until it's time to unroll it for a nice production that just keeps on appearing.

2. Scarves. As well as magic, I love juggling. Producing juggling scarves instead of silk has often made for a nice transition from one routine to another. Of course, you don't have to use juggling scarves, other scarves tied end to end can really make a nice load. Do they pack as small as silk? Nope. But who can beat the cost of picking up some head scarves at the local second hand store?

3. Bandanas. I often prefer the solid color bandanas over the "cowboy" print variety. These are great to write on and make a nice alternative to silk when performing effects like a cut and restore where one will be tossed after the show.

Depending on the circumstance I more often than not pull out my collection of silks, however it is always nice to have options. If you have not explored some of these other options it may be worth your while. Perhaps you will find an alternative not listed here that works even better.



Red Skelton Museum

By Mark Kratzner, Curitor
History of the Museum.

Soon after the death of Red Skelton in 1997, the President of Vincennes University wanted to honor Red Skelton with a theatre. He got naming rights from Red's widow and then started work on getting items to display. This project became a museum. After gathering funding for the Performing Arts Center it was opened in 2006.

Shortly after ground was broken for the Red Skelton museum. Festivals were held to get more funding. Clowns from across the country came for a downtown parade and performed. The museum opened on Red's 100th birthday, July 18, 2013 with Red's widow, daughter and TV cast member Jamie Farr attending.



**"A clown is a warrior who fights gloom."
Mark's Favorite Red Skelton Quote**



Mark at the office.

**Right: Mark as
Freddie the
Freeloader with
Lothian Skelton
- wife of Red..**



The Red Skelton Museum of American Comedy tells the story of Red from his family, early stage, radio, film, TV, and special rotating exhibits about Red Skelton or American comedy.

In November of 2025, there will be an addition that will feature his artwork of clowns and other talents. Every year around his June 18th birthday the museum has a "Celebration of Comedy."

Mark Kratzner - the Curator. Red Skelton - a Keeper.

The Archives

In Red's collection are letters, photos, recordings, clothing, publicity, clippings, artwork, awards and more. Mark has always been interested in Hollywood history and wanted to help preserve it and present it to the public. When he was a young boy, his father presented him with 8mm films of Charlie Chaplin, Laurel and Hardy. He always liked non-verbal comedy like Goofy and Dick Van Dyke.

When Mark found out that Red Skelton was from his home state of Indiana, he did research on who else was from Indiana that went to Hollywood. He has a special memory of meeting Red Skelton at his high school in Muncie, Indiana. Mark worked at the Indianapolis Museum of Art.

After Red died, he contacted Vincennes University to keep up to date on the museum. Finding that long distance communication was not working, he quit his job at a public library and moved to Vincennes to be part of the community.

Mark dressed up as Red's character Freddie the Freeloader in the parades, joined festival committees, volunteered at the museum sorting the collection and became the curator.



Randy Christensen
Author, Lecturer & Performer



Great show music!
Comedy scripts. Clown ministry.
T-shirts and more!
...from one of WCA's "Master Clowns."
...sharing smiles for over 40 years.
www.qualityprograms.net

BEBOP'S WORLD
INVITE BEBOP TO YOUR NEXT
Day of Education

We'll fill the
day with Fun,
Education &
Entertainment!

List of Classes at:
BeBopsWorld.com

DREAM BIG

**W.C.A. Junior Joey Program
is Fun-tastic!**

Laugh - Learn - Discover

Boston March 2-6 2026

Elitex[®]

THE CHOICE OF PROFESSIONALS

World Clown Association
Special Thanks to Elitex
Boston Balloon Jam Room Sponsor

Elitex[®]
THE CHOICE OF PROFESSIONALS

This awesome balloon manufacturer is providing
Free Balloons to Twisters in our Balloon Jam Room!!
ElitexBalloonsUSA.com

Red Skelton Museum of American Comedy



"I've put on a lot of weight...
I only weighed six and a half pounds when I was born."

"I married Miss Right. I just didn't know...
her first name was Always" - Red Skelton



Success: What Does It Really Mean?

By: Bob Abdou/Mr.Puppet



Success. Everybody works for it. Everybody wants it. Everybody dreams about it....

But what is success, really?

Is it tons of money? Worldwide fame? Endless likes on social media? Fan mail stacked to the ceiling? A calendar packed with gigs?

For me, success is simple—and way more meaningful: getting rebooked by the client. That's the ultimate compliment.

Over the past 30 years and more than 7,600 shows, I've worked hard to build my business as Mr. Puppet. About 70% of my clients rebook me—often before I even leave the building. That tells me I'm doing something right.

Whether you're a clown, magician, ventriloquist, puppeteer, face painter, balloon artist, juggler, mime, comedian, or even a fire eater—we're all in this together.

What follows are three tidbits about success, based on my own experiences, observations, and a few "learning moments" along the way. These aren't laws written in stone. They're not backed by the WCA, PofA, or even the YWCA (that was a joke). They're just lessons from me, shared with you, to help you get booked—and rebooked.

Rule #3: Read the Room

This rule kicks in the second you walk into your performance space.

It has nothing to do with the audience—and everything to do with the environment. There are much more scenarios that need to be addressed but these are the main culprits.

Here's what to look for:

- Seat placement matters.


Always position seating so the backs of the chairs face the entrance. Why? Latecomers won't walk directly through your show and steal focus.

- Check the sun (yes, really).

If the sun is in your audience's eyes, you've already lost them. Squinting people don't laugh. Adjust your setup so the sun is east/west or behind the audience. If someone has to face the sun, let it be you—take one for the team. Indoors? Watch those windows and pull the shades.

- Lose the garbage cans.

Garbage smells, attracts bugs, invites distractions, and ruins photos. No one wants bees, banana peels, or trash cans starring in their show. Garbage cans make your show stink—literally and visually.



Success: What Does It Really Mean? (Continued)

- Always use a backdrop.

A backdrop hides clutter, folded chairs, and storage boxes. It frames your show like a TV screen and tells the audience, "Something special is happening here." It creates focus and delivers that all-important wow factor.

- Stay away from doors.

Bathroom doors, kitchen doors, and activity doors equal nonstop distractions. Every opening throws off your timing and kills your jokes.

- Cover the clock.

The moment people see a clock, they stop enjoying the show and start counting minutes. Attention spans are short—adults included. Remove it, cover it, or move your setup.

Reading the room isn't random or optional. You're a professional.

Professionals take control of the space.

And if a client says, "Well, the last performer did it this way," smile and remember this: that performer isn't here anymore. You are. And you're the one getting rebooked.

Rule #2: Know Your Audience

This rule can make—or break—your career.

Who are you performing for? • All children? • Families? • Seniors?

• Preschoolers? • Adults only? • Christmas event? Hanukkah celebration?

If you only have one or two generic shows, it might be time to rethink your plan. You don't want to be a square peg in a rectangle hole. Sure, it fits—but it's not right.

Your show should be a perfect match for your audience. That means the right routines, the right humor, and the right energy. Adult humor at a family show? Bad idea. A kid-style show for adults? One-time booking—never rebooked.

When you tailor your performance correctly, the client sees it immediately. They hear the laughter, feel the energy, and watch the audience connect with you. That's when the magic happens—and that's when they rebook you before you even pack up. - That's success.

Rule #1: Love Your Audience

This is the most important rule—and the most overlooked.

Every child, every adult, and yes, even every pet should feel respected, valued, and loved. Never mock, embarrass, harass, or belittle a volunteer just to make yourself look good.

Your audience is not the joke.

You are.

Turn the spotlight on your volunteers and let them shine. Make them the hero of the moment. And please—retire those outdated, inappropriate questions like "Are you married?" or "Do you have a boyfriend or girlfriend?" They're not funny, and they don't belong in a show for kids.

When you truly love your audience, they feel it. They remember it. And they remember you.

You won't just get rebooked—you'll be remembered as the entertainer who made them feel like a billion dollars (that's billion with a B).

And to me these are the true riches, fame and glory... that's success!!



"My friends and I saw you at the Washington County fair last year. When you invited us to watch your show, we didn't expect much. But boy were we wrong! MONTHS later, I still remember how much we were laughing and how much fun we had. You're College Student Approved"
- Allison Barnes
(unsolicited testimonial)



Boston 2-6, 2026

Featuring

Hilary Chaplain



Friend and associate
Avner the Eccentric with Hilary



You will delight in Hilary's stage show at the World Clown Conference. She brings hilarious comic stylings and an innovative approach.



Your 2026 World Clown Convention will be a spectacular time of laughter and learning. Come study with the amazing Hilary Chaplain.



Hilary with friend Iman, who was our featured performer a few years back at your World Clown Convention.

Learn more about the lectures and events at your
World Clown Convention

WorldClown.com

WORLD CLOWN CONVENTION EDUCATION

Louise Carnesale - Education Director

World Clown is proud to debut a great lineup of classes and lecturers at our 2026 Convention in Boston.

We are focused on bringing the best!!

The following is a list of class descriptions that were available at the time of publication.

If you have any question, feel free to contact me at louisecarnesale@gmail.com.



CLASS DESCRIPTIONS

March 2-6 2026

Fancy Facepainting in a Flash Paula Biggio

Make your facepainting standout in a crowd. Learn to use the latest techniques and products to enhance your own facepainting style. Gems, jewels, glitter, dotter, and stencils will be demonstrated. These are appropriate for beginner to advanced face painters.

Exploring Santa and Mrs. Clause Paula and Richard Biggio

Discussion on how to create a traditional larger than life character while using a PowerPoint presentation to talk about all the facts you need to know about being a professional holiday season performer. This class is for anyone interested in bringing joy to others and entertainers looking for additional performance opportunities while creating a believable Santa and Mrs. Claus character.

Balloon Games Elinor Blankenship

Come ready to play and learn new fun games for all ages using the items all clowns have laying around. Balloons!! This class will be hands-on and will contain latex.

Mime for Clowns Barb Field

Grab your audience's attention and communicate without saying a word. Learn some basic mime and stage presence, principles that can help clowns with their character stage presence.

Science for Clowns Barb Field

Professor Womboggle shares her clown science show material. You can use these ideas to put on a whole show or just take some of the ideas and add them to your show.

Spectacular Glitter Tattoos Judith Johnson

Not just single-color designs. How to promote and from A to Z of setup and tips and tricks to getting Wows I've never seen tattoos like this will be taught.

Ventriloquism 101 & 102 Jackie Reynolds

Learn practical skills that simplify the art of ventriloquism. Come learn how EZ ventriloquism is! You'll be amazed and you'll get a little google eyed puppet with great note to bring home!

Education is the most powerful tool you can use to change your world for the better.

Register Today: WorldClown.com

Puppets Teach Dan Nixon

Storytelling with puppets. Once upon a time ... every good story begins with a classic opening. Woven into these stories are key nuggets that teach valuable lessons. In this workshop we will unravel the principles of teaching through the art of storytelling with a dynamic flare of puppetry.

I've Got Your Nose Timothy Pressley

Discover the secrets of making your own sponge props. This workshop will teach you how to create colorful, cartoony props that pack small and play big. Whether you're a seasoned performer looking to build your show or just here for the squish and giggles you'll learn.

- ① How to choose and sculpt the right sponges for big laughs.
- ② Techniques to paint, dye and decorate your props, so they pop.
- ③ How to care for your sponge props so they will serve you for many years.
- ④ Tips for using sponge props in skits magic bits and spontaneous gags.

Pickle-Rific Kids Show Routines Adam Schill

A close up look at some Ickle Pickles most fun routines that you can incorporate into your birthday party shows, stage shows, or walk around performances.

Pickle-Rific Gospel Routines Adam Schill

A full class on gospel routines Adam will teach some of Ickle Pickles best gospel routines as well as talk about how you can make some of them yourself.

Interacting With the Audience Julia Swanson

How do you pick an audience volunteer? Who do you pick? We'll go through all the tips and tricks dos and don'ts of working with an audience so you will feel less anxious next time you have to choose an assistant.

Light Clown Makeup Julia Swanson

Do you have a gig at a hospital coming up or just wanting to try a lite makeup? Let's do it! She will give some examples of different places to start, and then she will try a lite look on you, so you have somewhere to start.

Why and How of Hospital & Caring Clowning Elaine Vercellone

How to begin in hospital caring clowning, and how to stay safe. Learn what the differences are between hospital caring clowning, hospice clowning, and nursing home clowning.

"Clowns are People too" Elaine Vercellone

Great clown shows for schools, libraries, YMCAs, churches, synagogues, and birthday parties. Eye candy, music and showmanship introduce the world of clowning to many and shows them why we clown.

Christian Clown Walk A Rounds Barb Field

Explore some ideas for sharing the gospel with what's in your pockets as you wander around a fair/festival-like atmosphere.

Gospel Balloons Barb Field

You'll learn ideas for sharing the gospel as you do line twisting at a church event.

Just Beyond Basics Judith Johnson

If you want to step up to the next level of balloons, this is the class for you. You will be shown how to build off the basics by starting with the basic and then the upscaled version. You can build a strong foundation to add the wows to your balloons.

What's New with Bubbles Glenda Howell

Unlock the magic of stronger longer lasting bubbles with our innovative new instrument. By blending ingredients more efficiently this technique produces bubbles that are stronger and more resilient than ever before. Perfect for parties, playtime, and creative fun.

Easy Balloons You Can Wear Glenda Howell

You will learn to make easy wearable creations that the crowd will love. Come and enjoy a class that will make your inner child happy.

The Heart of a Clown Ron Severini Master Ringling Clown & Historian

Sharing secrets tricks of the trade and "Words of Wisdom" from some of the greatest clowns of all time. Ron Severini presents a 60-minute heart felt in depth discussion on the creation and development of each clown's unique character from the inside-out.

About Face! Senior Make-Up Techniques Patti Ummel

Let's "Face" it...If you've been in this Funny Business long enough, you are starting to realize that your fresh 'First of May' face has changed over time into more of an April Fool! Do not fret! We will be discussing how to tweak your clown makeup to adjust for your additional 'Laugh Lines'! I will also be demonstrating on some class volunteers.

Beginning Ukulele...It's easier than U think! Patti Ummel

Congratulations!...You have a ukulele! Now what?!!! Ukuleles are a great way to bring people together or add music to your shows! You don't have to be an aficionado...just show up with your ukulele, and I will show you how easy it is to play some very popular songs. You will leave this class strumming a tune!!!

COMPETITION: What you can learn from it !!! Patti Ummel

Take the anxiety out of competing, by realizing that you are a WINNER regardless of whether you take home an award or not!!! Even if you don't medal, you might take away something much more important... A learning experience! So whether you are participating or observing, you will learn from it... I guarantee it! This lecture is designed to think about what you can get out of competing, besides the award! We will discuss every category of competition: what you should look for, even what to do or not to do! Once you understand how much there is to from competition...I want to see a lot more clowns put their name on that competition sheet!

Magic if you can't do Magic EZ and Kozy, International Clown Couple

A magic moment is more than tricks. It is your character performing something amazing and sharing the amazement with your audience.. This class not only shows how to do some basic self-working magic, it helps you understand how to make it part of your show.

Wake up and Make up EZ and Kozy, International Clown Couple

Let us show you some different ways to make your make up a part of your face and your personality. This class explores the types of clown categories, make up applications and using your face to be part of your make up. From hard lines to soft blending, Explore ways to create your face from the one you woke up with.

Marketing Your Business Like You Never thought Before Nick Rotondo Global Marketing Master

Did you wanna know why I do over 200 gigs a year? I will teach you my marketing strategies. I will hold nothing back. Discover the latest techniques for growing your business.

Balloons on the Radio Nick Rotondo Superstar & Balloonatic

I get asked all the time, "How are you always on the radio promoting yourself?" I'm going to show you just how to do it.

News from Japan

By: Kosuke



The International Healthcare & Art of Clowning Convention 2025 was held in Kuching, Borneo, Malaysia from October 3rd to 7th, 2025. I participated as a representative of Japan, along with Sam Tee from Malaysia and Randy Christian from the United States.

We gave lectures and workshops to promote clowning culture in Southeast Asia. I was able to feel the youthful energy. - Kosuke



The Villages Clown Alley 179



The clowns of The Villages Clown Alley 179 had a busy holiday season. Here we are participating in The Villages golf cart Christmas parade! In addition, we also took part in the Christmas parade in Lady Lake, Florida. One of our favorite holiday gigs is ringing the bells for the Salvation Army. For some reason, the clowns seem to bring in more donations than other volunteers! They love our colorful costumes and big smiles! We also helped with the tree lighting ceremony in the town square, making balloons, face painting and doing glitter tattoos. And, for the second year, we spent part of our Christmas Day performing at the hospital and spreading good cheer! - Annemarie Prioriello - World Clown Alley Director

Circus Great Steve "t.j. tatters" Smith

By Norm B.


Steve Smith traveled the world as one of the top Ringling clowns. His excellence shined so much that he eventually became one of the main trainers of clowns for Ringling Brothers and Barnum Bailey Circus.

Many top clowns today owe their excellence to the support and training of Mr. Smith. His love of the craft of clowning is inspirational.


A fond memory for me is the fantastic multi-act show put of by Mr. Smith at Clown Camp and W.C.A. conventions. The show was dynamic, fast paced and full of sentimental moments that were heart touching. Mainly, the t.j. tatters show was extremely funny with one creative gag piled upon another. He was really a one man circus leaving the audience in tears of laughter.

The character of t.j. tatters is deep, profound, mischievous and extremely lovable.

102nd Edition of the Greatest Show on Earth



Steve "t.j. tatters" Smith riding an elephant in 1972 - Ringling Bros. and Barnum & Bailey Blue Unit. It looks like a bucking broncho. Note the classic comedy reaction of your Clown t.j. tatters. 25



"Clowns are the pegs on which the Circus is hung"

This is a famous quote by showman Phineas T. Barnum. Often it is quoted as including elephants. It's a way of saying that these are essential parts of the circus. Barnum saw the benefit of lovable, attention grabbing "hooks" or central attractions for his circus, but it also reflects the tradition of using large animals and comic relief as core elements.

In the old days it was rare to see such wonderful animals and the Circus was a way to bring something special and unique to audiences.

My (Norm's) memory of Circus elephants is how wonderful they were and this gave me a love and appreciation of animals.

Richy's Hypnotic Needle Through Balloon

Comedy Magic by Richy Roy

Why is storytelling the key to recreating age-old effects? Storytelling is one of the most powerful tools in a performer's toolbox, especially when performing for children. It creates emotional engagement, captures and holds attention, builds connection with the performer, and gives meaning to the performance, making it more cohesive and satisfying.

Children live in a world of stories—fairy tales, cartoons, bedtime books—and it's how they make sense of the world. When your performance becomes a story, it speaks their language.

"I've always loved performing for children because I feel they deserve great entertainment too. Perhaps, through my performances, I might influence a child to grow up to be an entertainer of the next generation. There's no greater gift we can give than joyous wonder and laughter, and nothing more precious than the sound of children laughing."

Below is a routine that utilizes an age old effect (needle through balloon) but implements a story telling aspect to help the kids connect with the performer. Enjoy!



Required Items: • Super Long Needle (needle through balloon prop) • Blindfold
• Black Sharpie Marker • 260q balloons x 2 (colors to match volunteer's outfit) • 12" Round Clear Balloon

Performance Script

Performer: Boys and girls, I shall now attempt one of the most difficult tricks in the entire world! I will create a balloon sculpture that looks exactly like someone from the audience! (pause for gasps)

(Select an older child wearing distinct colors, like a BLUE SHIRT and BLACK PANTS)

Performer: You! The one in the blue shirt and black pants—yes, you with the amazing fashion sense! Come up here so I can create a balloon sculpture that looks exactly like you. This will go down in history as the most realistic balloon creation... IN THE ENTIRE WORRRRRRLLLLLDDDD!

Performer: Welcome to the stage! What's your name? Jake? Well Jake, you're about to become famous! Let's give Jake a thunderous round of applause—but not too thunderous, we don't want to scare away my balloon-twisting fingers! (Beat)

Jake, today you'll be my model for this incredible feat. All I need you to do is stand there and be still as a statue. Can you do that? Great! But wait... (cup ear to audience) I can hear the audience demanding something even MORE challenging!

To make this extremely difficult, I will twist this balloon while wearing a blindfold, making it impossible for me to see! This will be the most difficult balloon sculpting creation... IN... THE... ENTIRE... WORRRRRRRRRLLLLLDDDD!!!!

*Note: As a child, I always thought the most amazing thing in the world was when a performer did absolutely anything with a blindfold on. Try adding a blindfold to any other routine and you'll be pleasantly surprised with the results.

(Turn to Jake)

Performer: First, let me get a good look at you so I can commit every detail to memory. Hold still now—this is very scientific!

(Walk around Jake, inspecting in funny ways: lift his arm to peek at his armpit, check behind his ears, pretend to measure his height with your hands, etc. Take time for laughs)

Performer: Perfect! I've got it all memorized—right down to that mischievous twinkle in your eye! Jake, you can return to your seat now. Time to gather my balloon-sculpting equipment!

Richy's Hypnotic Needle Through Balloon - Continued

Place shirt-colored 260 in right pocket, pants-colored 260 in left pocket, clear balloon in right pocket, marker in left pocket)

Performer: And now... the blindfold of mystery!

(Put on blindfold, ensuring you can peek out the bottom)

Note: Keep your head in natural position and work close to your body at waist level. Practice this routine blindfolded until it's smooth. (Begin upbeat music and twist the buddy body to match Jake's outfit. Finish with the under-inflated head, draw a simple smile on front and sad face on back—DON'T SHOW THE BACK YET! Time this to finish exactly with your chosen song)

Performer: (Remove blindfold dramatically) "Boys and girls.. allow me to introduce... BALLOON JAKE!" (Hold sculpture high)

"Thank you, thank you! But wait—I've saved the most incredible part for last! Prepare to be amazed as I place Balloon Jake into a hypnotic trance and pass a solid steel needle through his head!" (Audience gasps)

The Story of Balloon Jake's Hypnotic Adventure

Performer: You see, Balloon Jake here has a very special talent. Just like his human counterpart, Balloon Jake loves to go on adventures—especially dream adventures! When he's hypnotized, he travels to a magical land where balloons can fly without helium, and where every day is filled with laughter and games! But here's the amazing thing—when Balloon Jake is in his dream world, he becomes completely relaxed and peaceful. So relaxed that even the sharpest needle becomes like a gentle breeze passing through a cloud. He won't feel a thing because he'll be too busy playing with rainbow-colored balloon animals in his dream!

Performer: To accomplish this incredible feat, I need complete silence so I can guide Balloon Jake into his magical dream world. (Optional: Play soft, mystical music)

Performer: Balloon Jake, listen to my voice and only my voice. You're about to take a wonderful journey to Balloon Land! I'm going to count backwards from ten to zero. With each number, you'll feel more sleepy and more ready for your magical adventure. When I reach zero, you'll be fast asleep, dreaming of bouncing on fluffy balloon clouds and sliding down rainbow balloon slides!

*Note: For many children, this will be their first introduction to a 'live' hypnosis act, so the performance becomes very powerful even though it is just with a balloon character.

(Hold the sculpture at the shoulders, counting slowly. With each number, gently press the head forward to simulate falling asleep)

Ten... you're getting sleepy, thinking about soft balloon pillows...

Nine... your eyes are getting heavy, like they're filled with balloon magic...

Eight... you're floating on a gentle balloon breeze...

Seven... drifting toward Balloon Land...

Six... feeling so peaceful and relaxed...

Five... almost there now...

Four... you can see the balloon rainbow bridge...

Three... crossing over to dream world...

Two... so very, very sleepy...

One... almost completely asleep...

Zero... you are now fast asleep in magical Balloon Land! (By zero, the head should be completely bent forward)



Richy's Hypnotic Needle Through Balloon - Continued

(By zero, the head should be completely bent forward)

Performer: Boys and girls, Balloon Jake is now deep in his magical dream, completely safe and protected by balloon magic! But first, let me carefully separate him from his balloon body so he can dream even more peacefully. (Remove head from body, set body aside) Now behold... the magical needle that can pass through dreams without causing any harm! (Bring out the super long needle)

Performer: In Balloon Land, this needle becomes a magical rainbow bridge that Balloon Jake can walk across in his dreams! Watch as I create this bridge through his dream world! (Begin dramatic music) (Insert lubricated needle through nozzle area and push to opposite end. As needle emerges, slowly rotate to show the sad face)

(Pull needle completely through)

Performer: And now, to send Balloon Jake on his final adventure to the land where all good balloons go...(Pop the balloon)

Goodbye, Balloon Jake! Thanks for the magical journey!

FINI



Performance Notes:

- Children often gasp during the hypnosis sequence. Don't rush—play it straight and serious to maximize the drama
- The story element helps children understand that Balloon Jake isn't being "hurt" but is on a magical adventure
- Consider using a self-lubricating magic wand needle holder for consistent results
- Practice the timing with your chosen music until it's seamless
- The sad face revelation usually gets chuckles from parents while maintaining the story's integrity

Remember: In children's entertainment, storytelling isn't just an add-on—it's the bridge that connects tricks to hearts, transforming mere demonstrations into unforgettable magical experiences.

About the Author

Richy Roy (author of *The Wealthy Magician*) is an entertainer based in Weyburn, Saskatchewan, Canada. For the past twenty-five years, he has delighted children with balloon sculpting, magic, comedy, DJing and storytelling. Some notable achievements include sculpting a giant Minion costume (featured in Ripley's *Believe it or Not*), creating the world's first balloon sculpting rap music video "Twist It" (available on YouTube), and writing the beloved children's book *The Amazing Magician Richy Roy*. Richy is now creating and publishing his favorite routines and magic tricks for entertainers seeking fresh and polished material.

“Music is My Partner!”

By: Aurora “Bebop” Krause

I think many of us will agree that some clowning venues can be easier and more fun if we're working with a partner. With that thought in mind I like to think of 'music' in any venue as my partner.

There are many factors to consider when we decide to add music to our clowning. Whether its music we've selected or just music being played at an event, if music is around we should partner with it and create fun and entertainment for all.

Certainly when we're creating our own 'performance' for on-stage or private parties we must consider our selections in regards to royalty-free material, our sound system and our audience, I'll touch on that later.

My thoughts for now are that music anytime, anywhere can provide a clown the ability 'to clown' and entertain. It's not to say that we should go without skill or talent but rather learn to entertain as a clown when music is playing. We know that our clowning ability on its own must have entertainment value so whenever possible we should count on the music to enhance our clowning abilities.

Some of my favorite venues are doing walk-arounds at festivals or at corporate events. I can always count on music being played and whether Bebop dances alone or with a willing member of the crowd, the entertainment flows. Again, because I long ago decided to make music my partner I can count on my partner to never let me down.

At these types of events people are prepared to enjoy themselves with family and/or friends and many times Bebop and partner 'the music' become the facilitators. Also, at these events we may be clowning with music we haven't chosen, but it's okay just go with it. I've learned some great dance steps from five year-olds, teenagers and from eighty year-olds. The music allows for expressive energy along with physical and comedy movement and that can make it fun for everyone.

Of course, when I'm creating musical skits and routines or preparing for private parties and stage performances, things are a little different. These presentations require that my partner 'the music' and I work closely at making appropriate



selections which are specific for each event or presentation, that thought deserves an article all its own.

However, I will share this information with you; currently my sound system is a Bose SoundDock Portable System. I create a custom playlist for each occasion and I use my iPod and remote control to structure the beginning, pacing and closing of my show.

I have created my music library that includes categories such as "BackgroundMusic", "MusicalBits", "ClownDances", as well as "Music w/Potential", which is music with potential for a Bebop routine at a later date.

Consider working at creating your own library of music to clown with for various occasions. Music can serve to enhance your presentations by creating a joyful environment and by simply involving your audience whether they're five or eighty-five years old.

The fact is that the heart of a clown should be open to spreading joy and music can help us do just that. You decide if music is something that will work for you and your character; it's a great way to entertain and to allow others to join in fun.

As for Bebop, she'll clown with music any day, anytime, clowning is my world and 'music' is my partner.

Share your thoughts on clowning with music; I'd love to hear from you, visit Bebop at: < www.bebopworld.com >

THE BORNEO EXPERIENCE

REVIEW & PREVIEW

With Randy Christensen

In the final week of September, I was privileged to be in Tawau, Malaysia (island of Borneo). Donny Ngu Ngok Yong, our WCA SouthEast Asia Regional Director hosted me as we experienced various aspects of the locale, performed for various audiences and made plans for the 2026 Borneo Clown Convention.

We met with various local dignitaries, the tourism bureau, potential hotel hosts, convention planners, marketing experts and financial supporters. The days were full and beneficial. I am working as the Borneo Clown Convention director for the upcoming convention in August 2026.

Our SE Asia Regional Director, Donny, is hosting this regional convention and providing all of the "on the ground" support and arrangements. We're happy to have former WCA SE Regional Director, Sam Tee, providing great insights and advice as part of the team to help make this event one of the premiere entertainment trainings.

This gathering aims to be an international celebration of clowning, creativity, and community — proudly hosted in Tawau, Sabah, Malaysia! It's a 3 day cultural gathering where clown artists, performers, educators, and creative communities from around the world will come together to share joy and inspire hearts.

There will be a "Humanitarian Day" where participants go into the community to share the joy and comic relief and hope that clowns uniquely give. During this past trip, I clowned with other high quality performers various days including a special assembly for 700 children. It's amazing to hear children giggle and laugh and squeal! It sounds the same in every language!

These 700 children attend a training center for education. Their parents came in as undocumented immigrants so they are not officially citizens. But, education and opportunities are being provided for these 30



Randy, Donny and Sam T.





It was an honor and a highlight to perform there. Through Donny "Uncle Sunday"'s connection and relationship with the leadership there, we are planning on this being one of the venues we visit on Humanitarian Day during the 2026 convention.

We are also planning pre-convention and post-convention events and experiences. I was able to visit a number of breath-taking, awe-inspiring, unique places in the Sabah region.

I was guided on a hike through the rain forest seeing numerous waterfalls. I learned about the intriguing production of cocoa at a cocoa plantation and also enjoyed chocolate treats while there! Local coffee shops, tea shops and a variety of delicious restaurants kept my appetite at bay! Being on the ocean, there are incredible boat tours and water activities available.

Plan ahead now to take a few extra days to experience these beautiful sights when attending the 2026 Borneo Clown Convention. I, and our South East Asian WCA members, invite you to join us for this fun-filled, once-in-a-lifetime adventure on the island of Borneo.

Randy Christensen
 Children's Specialist / Edutainer
www.qualityprograms.net

World Clown Convention

THE GREATEST LECTURES IN THE WORLD

Timothy Pressley



On top of sharing his unique blend of magic and storytelling with children and family audiences. Timothy Pressley also provides creative consultation and custom prop design for fellow entertainers. His work includes contributions to Disney Cruises, Dollywood, and collaborating with industry leaders to give their keynote Presentations more visual appeal. With a magician's eye for playful problem solving, Tim brings big ideas to life.

Elinor Blankenship

Elinor Blankenship picked up balloon animals for a church carnival and never looked back. She recently moved back to her home state of Kentucky. She has performed as Ellie Mae across the United States, Mexico, Costa Rica and the Philippines. Elinor has a passion for musical theater, youth development, and helping others provide quality experiences for children. She is the Junior Joey Director for the World Clown Association.



Adam Schill

Adam Schill is the newest owner of world famous Ickle Pickle Magic. For over fifty years Ickle Pickle Magic has been the go-to for easy visual magic tricks in the world of family entertainment. After a hiatus for the past couple of years he is excited to be back in the convention circuit. Adam has been clowning since he was 11 years old. He has attended conventions, Mooseburger Camp, and many educational programs. Adam was president of COAI from 2020-2024, and is excited to finally attend his first WCA convention



Boston March 2-6, 2026

World Clown Convention

LEARN, LAUGH & LOVE

Louise Carnesale - Educational Director

If you are just starting out in the world of clowning, ballooning, or even magic, then begin your journey by coming to the 2026 WCA Convention.

If you are an experienced entertainer, our convention will prepare you for the future. We have searched all over to bring you the best of the best. Here are a few of your wonderful instructors.

Barb Feld

Barb Field is a certified teacher and mother of 8 grown children. Her clowning career began in 1989 while on a two-week mission trip to Mexico. There she discovered a love for the art of mime.

Over the years she has performed at schools, nursing homes, libraries, fairs, community events and parties. She has done walk-around clowning, face painting, and balloon twisting. She has combined science and clowning to teach children.

She has done hundreds of Christian Ministry performances in clown and mime. Barb has worked on a regular basis for Clowns on Rounds in hospitals and nursing homes.

She has organized and taught at workshops, and also taught at WCA, COAI, TNT, and Fellowship of Christian Puppeteers. She has a real passion for teaching. When she teaches, she emphasizes working from the inside out. Her classes are hands on.



Paula Biggio

Paula Biggio has been a children's entertainer for over 40 years. She has done it all, from birthday parties to corporate picnics from performing & teaching in Japan, Australia, and England to cruise ships.

Paula appears as Stickers the Clown, the Easter Bunny and Mrs. Clause. She has performed at the White House Easter Egg Roll and is a past Educational Director for WCA.

She has taught for over 30 years at Clown Camp in Lacrosse Wisconsin. Paula and her husband own and operate "Laugh it up Clown stuff".

Remember!! YOU must purchase extra banquet or theme party tickets for spouse three weeks before the convention. These cannot be purchased at the door. Learn more at website.

HURRY - REGISTER NOW AT:

WORLDCLOWN.COM



Bringing a fun & unique clown vision to the
World Clown Convention in Boston

MOOSEBURGER

Julia & Pricilla



Tricia Manuel is the unmistakable Pricilla Mooseburger! She got her start clowning with Ringling Brothers & Barnum and Baily Circus in 1982. She is the owner of Pricilla Mooseburger Originals supplying high quality clown costumes and makeup for over 25 years. She is the founder of Mooseburger Clown Arts Camp and has received the prestigious Lifetime Achievement form the Midwest Clown Association, and Clowns of America International.

Tricia was also honored with the Lifetime of Laughter award from the International Clown Hall of Fame for her contribution to the arts education and 25 years of Mooseburger Clown Arts Camp. She is also the founder of the non-profit Red Nose Reader program that shares the joy of clowning, kindness and literacy to young and old alike.

**Julia - Ringling Clown
Second Generation**

Boston 2026 - Register Now: WorldClown.com



Bubbleologist



Kynisha **DAISY** *Ducre*

Hello!



I'm

feeling bubbly!

As much as I enjoy all the skillsets learned from past WCA and Kapital Kidvention conventions, during COVID I started playing with bubbles. Hand bubbles, circled wands, and large nets too. I went to my first Bubble convention last year, with plans to travel internationally for more learning in March.

There are so many derivations of solutions. Different types of equipment, indoor versus outdoor, humidity, wind and more, all need to be considered. There are mixtures that can be personally made or profession concentrates and powders to ensure fantastic, prismatic bubbles fill the air.

And once you perfect a couple tricks and then accompany it with a education lesson, magic, or clowning.....Wow! Whether you perform as a mad scientist or as a costumed clown, make your shows unique and fun!



www.clowninaround.net

Facebook/TikTok/YouTube:
[@itsdaisythecrown](#)

Instagram:
[@daisythecrown](#)

Bay Area,
California

Bubble Solution

- 4 gallons of water
- 16oz of Dawn Platinum
- 8-10oz of Glycerin (vegetable is ok)
- 1 tablespoon of J-Lube

Note: The longer it sits before use, the better; 24-48 hours.

Marketing

Indoor/Outdoor Parties

Preschool/Schools/Libraries

Group Homes/Senior Centers

Fairs/Museums/Kid Attractions

Social Media Ads

The Preparation Process

I usually make my solution the day before, have terrycloth towels, plan out my hand held wands and big nets too. My solution is divided into two buckets for easy carrying as well as a wagon. Some solutions are better for indoors. I usually have a small pull-up banner or full backdrop, depending on indoor/outdoor conditions. I have music for ambiance and a classic Dave Hill voice amplifier. I also display UV bubble shows and then protective glasses and gloves are worn too. Ground protection for my immediate grass area with mats to prevent slips or damaging patches of grass.

And yes my insurance covers bubble shows.

My show is @ 30-45 minutes and there's an option for 3-4 bubble play stations that lasts 25 minutes.

For many items used, visit [Daisy's Amazon Store!](#)



Mime vs Pantomime



We can thank the Greeks for the word as the name is taken from a single masked dancer called Pantomimus. The Romans also claim this word as theirs. As with all history, it depends on what history book you are reading.

Pantomime is gesture without speech and can also be any skit or play in which the actors express their meaning by action, without dialogue. I often think of the cave man as the originators of pantomime before we actually had language.

We have had some amazing artist in recent history that were great at pantomimes like Red Skelton, Dick Van Dyke, Danny Kay, Sid Caesar and our famous silent film artist like Charley Chaplin, Buster Keaton, Harold Lloyd and many more. The latter really had no choice as it was silent film.

Both pantomime and mime artists are those performers who act out a story through body motions, without use of speech.

Let's also consider Mimic; To Mimic is to imitate the actions or speech of – to copy closely as in copycat.

So what is the difference? There is a difference!

A Mime is an actor, clown and a character who tells stories using illusions and pantomime. Our modern history gives much credit to Marcel Marceau (1923 –2007) for promoting the art worldwide and for opening the first Mime School in the world. In the USA, Richmond Shepard (1929-) known as The American Marcel Marceau added to the illusion vocabulary I think of illusions in mime are like dance steps to ballet. A trained mime artist can make you believe by making the invisible, visible.

Mime was closely related to dance and theatre in origin.

Jacques Lecoq

Jacques Lecoq (1921 –1999) was famous for his methods of physical theatre, movement and mime that he taught at the school he founded in Paris, L'École Internationale de Théâtre Jacques Lecoq from 1956 until his death in 1999.

By: Rosemarie Ballard

Étienne Decroux

Étienne Decroux (1898 -1991) life's obsession was corporeal mime and he created many pieces, using the human body as the primary means of expression. Modern dance is historically related to corporeal mime.

We usually think of a Mime in a whiteface makeup in the shape of a mask because in nineteenth century Paris, the Mime Jean-Gaspard Debureau made famous what we have come to know in modern times – the silent figure in whiteface. . Richmond Shepard said "He and Marcel decided around the same time to do mime in whiteface to honor Jean-Gaspard Debureau and it has stuck".

Today's Mimes are usually seen dressed in red, white and black. The colors signifying the basic elements need to sustain life: earth, air/water, and fire. A Mime artist's makeup is neutral so the Mime can portray a man, woman, animals or object. Although a mime does not speak or make human noises the use of sound effect and animal noises is acceptable and adds to the performance.

People today may think of Mimes more as mimics like Mark Wenzel who was a regular at Sea World San Diego for eight years and also a regular at Disney Land CA for eight years. Mark could juggle, ride a unicycle and have the audience cracking up as he mimicked an unknowing victim.

I would like to let you know that some Mime artist do not wear whiteface for stage work. Today whiteface is used primarily for walk around entertainment for parties or corporate work. Marceau and Shepard really started the modern use of the whiteface.

You might not recognize the names of most Mime artist so I thought I would mention a few. If you have ever seen the American Tourister Luggage commercial that was Don McLeod in the gorilla suit jumping up and down on the luggage.

Mime vs Pantomime

By: Rosemarie Ballard - Continued

He has appeared in many movies in his authentic looking \$20,000 gorilla costume. He is brilliant on stage as a Mime. His shows make the audience think, feel and laugh. There are others greats like Rick Wamer a teacher at University of Arizona; Bill Virchis was a Mime instructor at Southwestern College; Jay Miller from NY; Gregg Goldstone and many more. For more Mimes you look on the web.

Rosemarie Ballard (me) has been promoting this art form since 1979. Rosemarie started Imagination Express All Aboard in 1998 in collaboration with Judah Buxton and Eric George. We created a doll face mask to bring the art of Mime into the schools. We hold to the tradition a mime in white face should not talk and the doll mask alludes to the mask as to not break tradition. We often gave workshops after performances to enthusiastic students.

Some of this is based on my opinion, experience and study. I think of mimes as physically fit: dancers, acrobats, actors whose training include but are not limited to the study of the movement of the body, illusions, mimicking, robotics and storytelling. I believe strongly that the mastery of illusion sets a mime apart from pantomimes.

At one point the study of mime was a required course for a degree in theatre and it still should be offered. This art teaches actors to be in the moment, understand subtext, and to be real on stage. People can lie with their words but their bodies tell the truth. There is nothing more boring than "Talking Heads"

There is a different pantomime in England British Pantomime (Panto) is a beloved, anarchic Christmas theater tradition mixing fairy tales, slapstick, music, cross-dressing (Dame played by a man, Hero by a woman), and massive audience participation (shouting "He's behind you!", booing villains) that's central to English culture, involving familiar stories like Cinderella or Aladdin with unique characters and traditions.

I hope I have clarified the difference between Mime and pantomime for you.



Key Elements of British Panto:

- Story: Based on classic children's stories (e.g., Peter Pan, Aladdin), adapted for humor and satire.
 - Timing: Performed around Christmas and New Year, from late November through January.
 - Audience Participation: Essential; audiences shout warnings (Boo! Hiss! He's behind you!), boo villains, and cheer heroes.
 - Characters:
 - o Panto Dame: A larger-than-life older woman, played by a man in drag, delivering slapstick and innuendo.
 - o Principal Boy: The hero, traditionally played by a young woman.
 - o Principal Girl: The love interest, often sharing hero status with the Principal Boy.
 - o Villain: Always booed.
 - Music & Dance: Features popular songs, elaborate dance numbers, and comedy.
 - Slapstick & Innuendo: Expect messy gags, funny moments, and jokes that go over kids' heads.
 - Unique Tropes: Pantomime horses (two people in a costume), throwing sweets to the audience, and catchy slogans.
- Origins & Evolution:
- Rooted in 16th-century Italian Commedia dell'arte (masked, stock characters) and English music hall traditions.
 - Evolved from medieval "mummers' plays," incorporating local traditions, but became standardized into its modern form.
- Significance:
- A vital part of British theatre, supporting many local venues financially.
 - A multi-generational tradition, enjoyed by families across the UK, from large professional productions to amateur village hall shows.

CIRCUUS CLOWN!

KENNY AHERN

Kenny Ahern - Amazing Entertainer

Kenny is an experienced circus clown who puts on a amazing and dynamic show that will thrill all. He has delighted audiences on many continents and toured with Ringling for years. Kenny's performance cannot be missed. It is fantastic, incredible and hilarious.

(I have studied with Kenny at many classes and workshops over the past 25 years and he is absolutely delightful and engaging. He draws from his years of experience to show how the inner clown mind works and expresses itself through the art of clowning.

His Resume and performance highlights include: Training with Ringling Brothers and Barnum & Bailey Clown College-BFA (Bachelor in Fun Arts) Circus World-Orlando, FL-MFA (Master in Fun Arts) The Soviet National School for the Circus & Variety Arts-Movement Workshop New York/Actors Center-Physical Comedy Master Classes with Bill Irwin and Christopher Bayes Tours Ringling Brothers and Barnum & Bailey Circus-Featured Clown Performer

Kenny also toured with the country music stars Brook and Dunn on their Neon Circus and Wild West Tour. His performance with this tour engaged and amused the audience to no end. You don't want to miss this opportunity to study with and be entertained by one of the true gems of the clown world.

-Reported by Norm B. W.C.A. Marketing Director (and big Kenny Ahern fan!!).

PS (I have seen Kenny perform for clowns many times as well as for regular audiences over 20 times. He always delights and is an expert in the field of clowning around. You will learn much from this gentleman and Scholar of Clown Arts.)

* belief that one must be very careful not to blur the line between inspiration and imitation.



RUN FOR OFFICE OR SERVE

WCA Needs YOU

Please consider becoming
- A Territory Director
We are doing a search for:
Business Manager
Editor of Magazine
Publication Chair.
Maybe you could be President
or serve as Convention Chair..



**Please call the office to see where you
might fit in! Thanks!**

Please volunteer to help at the convention.

Insurance Update

You should have insurance. Now is the time to make sure you and your audience are safe. We recommend a top line company that gives excellent service. Please check your W.C.A. website for clown and entertainer liability insurance.

CALLING ALL ALLEYS!

As the new Alley Director for WCA this year, I would like to remind you all that you need to renew your membership EVERY year! If you are a Lifetime Alley, there are no dues to pay. But, you must fill out the form on the website listing five WCA members in your alley, and their membership number. Update any change in officers, and contact information, and mail it to the Business Manager.

That's it! Easy Peasy! If you have any questions, any time, please email me at: **raviolitheclown@aol.com.**

- Annemarie "Ravioli" Prioriello

WORLD CLOWN ASSOCIATION PRESENTS
INTERNATIONAL SHOW
BOSTON 2026



EZ & Kozy




Hilary Chaplain

Guest Stars

Albert Lira (Rotto)

Edwardo Hernandez & Co.

PATTI UMMEL
JAZZI
All Around
Clown 2023



Patti Ummel
- Jazzie



Julia Swanson & Trish Manel
Plus Surprise Guest Asian Clowns
WorldClown.com